



Installation Instructions

FTS51002 Multiple Front Shock System

2001-06 GM K2500HD w/ 6" Fabtech System

FTS51002 PARTS LIST-

1	FT20367BK	Upper Hoop- Driver side
1	FT20368BK	Upper Hoop- Passenger side
2	FT20082	Lower Mount
2	FT20083	Lower Mount Bottom
2	FTS88	Bump Stop
1	FT20084	Hardware Kit
2	37000005052	3/8"-16 Nyloc Nut
2	37160003052	3/8" SAE Flat Washer

FT20084 HARDWARE LIST

4	1/2"-13 x 6" Hex Cap Bolt
4	1/2"-13 Nyloc Lock Nut
16	1/2" SAE Flat Washer
8	3/8-16 x 1-1/4" Hex Cap Bolt
6	3/8-16 x 3" Hex Cap Bolt
14	3/8-16 Steel Lock Nut
28	3/8" SAE Flat Washer
1	Thread Locking Compound

SHOCKS REQUIRED- (NOT INCLUDED)

4- Fabtech FTS7052 Shocks

TOOL LIST- (NOT INCLUDED)


Assorted Metric & SAE Sockets & Wrenches
Drill, 3/8" Drill Bit, Torque Wrench

READ ALL INSTRUCTIONS THOROUGHLY FROM START TO FINISH BEFORE BEGINNING INSTALLATION! IF THESE INSTRUCTIONS ARE NOT PROPERLY FOLLOWED, SEVERE FRAME, DRIVELINE AND / OR SUSPENSION DAMAGE MAY RESULT. CHECK FOR FRAME AND SUSPENSION DAMAGE PRIOR TO INSTALLTION. THIS KIT DOES NOT REQUIRE WELDING FOR INSTALLATION. DO NOT WELD ANY OF THESE COMPONENTS. THE INSTALLATION OF THIS KIT SHOULD BE PERFORMED BY A PROFESSIONAL MECHANIC.

NOTE: THIS SHOCK SYSTEM IS ONLY COMPATABLE WITH A VEHICLE WITH A 6" FABTECH SUSPENSION SYSTEM




SOME 2006 MODEL 2500H.D.'s HAVE A NEW STYLE UN-BOXED / OPEN DESIGN UPPER A-ARM WITH A ROLLED LIP THAT IS NOT COMPATIBLE WITH THIS SHOCK HOOP SYSTEM. SEE PHOTOS BELOW.



**BOXED
(OLD STYLE)**

**UN-BOXED
(NEW STYLE)**




**STANDARD EDGE
(OLD STYLE)**

**ROLLED LIP
(NEW STYLE)**

INSTALLATION-

- 1.** Disconnect the negative terminal on the battery. With the vehicle on flat ground, set parking brake and block rear tires. Jack up front of vehicle and support under frame with jack stands. Remove tires and wheels.
- 2.** Working from the passenger side of the vehicle, locate and remove the nut and washer that retains the stock lower control arm pivot bolt towards the rear of the vehicle. Do not remove the bolt, only the nut and washer. Locate and remove the factory differential mounting bolt on the side of the frame.
- 3.** Locate the passenger side upper shock hoop and place the rear leg mount over the stock rear lower control arm bolt and attach with the stock nut and washer. Leave loose. **Note=** Some models may require minor grinding of the factory mount to clear the tube. SEE PHOTO ON NEXT PAGE




4. Place the front leg of the hoop over the removed differential bracket bolt and reinstall the stock bolt, nut and washer. Torque the differential bracket bolt to 70LBS and the lower control arm bolt to 90LBS.


5. Pushing on the top of the hoop mate the upper mounting tabs to the top of the upper control arm pocket and centerpunch holes. Drill out to 3/8" diameter. Install 3/8" x 1-1/4" bolts, nuts and washers. Torque to 35 LBS. SEE PHOTO BELOW



6. Using the short urethane bump stop as a template place above stock upper control arm bump stop bracket. Mark the center stud to be drilled out to 3/8" diameter Attach to stock bracket and torque to 5 LBS. SEE PHOTOS BELOW



7. Locate the lower shock mount with the shock tabs and place on top of upper control arm. Locate lower bracket with tubes and place under control arm. Secure using 3/8" x 3" bolts, nuts and washers. Torque to 35 LBS SEE PHOTO BELOW



8. Locate and install Fabtech shocks part number FTS7052 (not included in this kit) to the upper and lower tabs using 1/2" x 6" bolts, nuts and washers. Torque bolt to 35 LBS.

9. Proceed to the driverside and follow same steps except the front leg of the hoop will attach to the factory steering box bolt. After the steering box bolt has been reattached with the hoop leg torque to 110LBS.

10. Check the front-end alignment and set to the factory specifications.

RETORQUE ALL NUTS, BOLTS AND LUGS AFTER 50 MILES AND PERIODICALLY THEREAFTER.

For technical assistance call: 909-597-7800

Product Warranty and Warnings-

Fabtech provides a Limited Lifetime Warranty to the original retail purchaser who owns the vehicle, on which the product was originally installed, for defects in workmanship and materials.

The Limited Lifetime Warranty excludes the following Fabtech items; bushings, bump stops, ball joints, tie rod ends, limiting straps, cross shafts, heim joints. These parts are subject to wear and are not considered defective when worn. They are warranted for 60 days from the date of purchase for defects in workmanship.

Take apart shocks are considered a serviceable shock with a one year warranty on leakage only. Service seal kits are available separately for future maintenance. All other shocks are covered under our Limited Lifetime Warranty.

Fabtech does not warrant any product for finish, alterations, modifications and/or installation contrary to Fabtech's instructions. Alterations to the finish of the parts including but not limited to painting, powdercoating, plating and/or welding will void all warranties. Some finish damage may occur to parts during shipping which is considered normal and is not covered under warranty.

Fabtech products are not designed nor intended to be installed on vehicles used in race applications or for racing purposes or for similar activities. (A "RACE" is defined as any contest between two or more vehicles, or any contest of one or more vehicle against the clock, whether or not such contest is for a prize). This warranty does not include coverage for police or taxi vehicles, race vehicles, or vehicles used for government or commercial purposes. Also excluded from this warranty are sales outside of the United States of America.

Installation of most suspension products will raise the center of gravity of the vehicle and will cause the vehicle to handle differently than stock. It may increase the vehicle's susceptibility to a rollover, on road and off road, at all speeds. Extreme care should be taken to operate the vehicle safely at all times to prevent rollover or loss of control resulting in serious injury or death. Fabtech front end Desert Guards may impair the deployment or operation of vehicles equipped with supplemental restraining systems/air bag systems and should not be installed if the vehicle is equipped as so.

Fabtech makes every effort to ensure suspension product compatibility with all vehicles listed in the catalog, but due to unknown auto manufacturers production changes and/or inconsistencies by the auto manufacturer, Fabtech cannot be responsible for 100% compatibility, including the fitment of tire and wheel sizes listed. The Tire and Wheel sizes listed in Fabtech's catalog are only a guideline for street driving with noted fender trimming. Fabtech is not responsible for damages to the vehicle's body or tires.

Fabtech's obligation under this warranty is limited to the repair or replacement, at Fabtech option, of the defective product only. All costs of removal, installation or re-installation, freight charges, incidental or consequential damages are expressly excluded from this warranty. Fabtech is not responsible for damages and/or warranty of other vehicle parts related or non related to the installed Fabtech product. This warranty is expressly in lieu of all other warranties expressed or implied. This warranty shall not apply to any product that has been subject to accident, negligence, alteration, abuse or misuse as determined by Fabtech.

Fabtech suspension components must be installed as a complete system including shocks as shown in our current catalog. All warranties will become void if Fabtech parts are combined and/or substituted with other aftermarket suspension products. Combination and/or substitution of other aftermarket suspension parts may cause premature wear and/or product failure resulting in an accident causing injury or death. Fabtech does not warrant products not manufactured by Fabtech.

Installation of Fabtech product may void the vehicles factory warranty; it is the consumer's responsibility to check with their local vehicle's dealer for warranty disposition before the installation of the product.

It is the responsibility of the distributor and/or the retailer to review all warranties and warnings of Fabtech products with the consumer prior to purchase.

Fabtech reserves the right to supercede, discontinue, change the design, finish, part number and, or application of parts when deemed necessary without written notice. Fabtech is not responsible for misprints or typographical errors within the catalog or price sheet.