



4331 EUCALYPTUS AVE. ~ CHINO, CA 91710  
Phone 909-597-7800 Fax 909-597-7185

## **Bumper & Guard FTT10040BK**

**1987-1995 JEEP YJ  
1997 – 2006 Jeep TJ**

### **Parts & Hardware List:**

<b>Qu a</b>	<b>FTT10040BK</b>	<b>Jeep YJ/TJ Frt. Bumper</b>
	<b>Part #</b>	<b>Description</b>
4	3100000505 2	5/16" SAE Flat Washer
4	3100000525 2	5/16" Split Washer
4	3118100105 2	5/16" -18 x 1" Hex Bolt
6	5000000505 2	1/2" SAE Flat Washer
6	5000000525 2	1/2" Split Washer
6	5013150105 2	1/2"-13 x 1 1/2" Hex Bolt
2	FT10040i	Instruction Sheet
2	FT162	Washer
1	FT50328BK	Front Bumper
1	FT50329BK	YJ Bumper Skid Plate
2	FT90034	Shackle
2	FTT62	Bumper Cap

### **Tool List:**

- Assorted Wrenches and Sockets
- Torque Wrench
- Drill

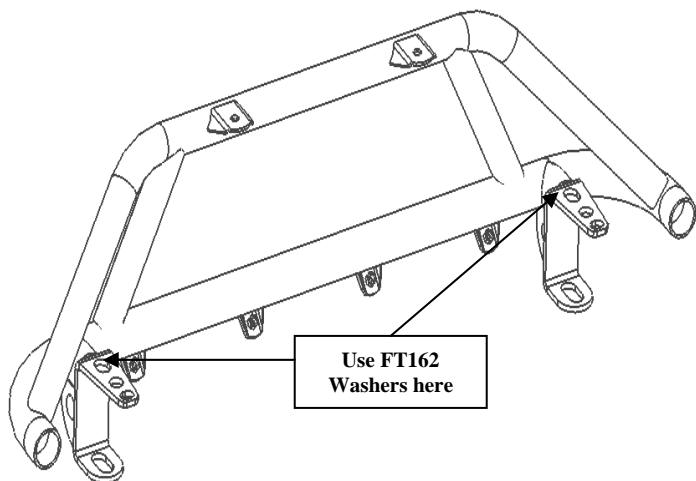
THE FACTORY AIRBAG SENSORS SHOULD NOT BE MOVED IN ANY WAY DURING THE INSTALLATION OF THIS FRONT BUMPER. WE RECOMMEND THAT THE USER CHECK WITH THE VEHICLE'S MANUFACTURER TO INSURE COMPATIBILITY OF THIS FRONT BUMPER WITH THE FACTORY AIRBAG SYSTEM. FABTECH WILL NOT GUARANTY THE PROPER OPERATION OF THE VEHICLE'S AIRBAG SYSTEM IF THIS FRONT BUMPER IS MOUNTED CONTRARY TO THE VEHICLE MANUFACTURER'S RECOMMENDATIONS.

**CHECK ALL PARTS INCLUDED IN THIS KIT TO THE PARTS LIST ABOVE BEFORE BEGINNING INSTALLATION OF THE KIT. IF ANY PIECES ARE MISSING, CONTACT FABTECH AT 909-597-7800**

**This Bumper can be used with a WARN INDUSTRIES Jeep TJ Winch Mount Kit # 37170.**

## **INSTRUCTIONS:**

1. Disconnect the negative terminal on the battery. Locate the two bolts on the bottom side on the factory bumper, remove and discard. Locate the four factory bolts on the topside of the factory bumper and remove, save hardware. Remove bumper.
2. Locate the new Fabtech bumper FT50328BK. Slide the bumper onto the frame and aligning the holes in the bumper to the factory mounting holes in the frame. Using the supplied  $\frac{1}{2}$ " x  $1\frac{1}{2}$ " bolts and flat washers attach the bumper on the bottom side of the frame. Leave loose. **IF INSTALLING A WARN WINCH BRACKET DO SO AT THIS TIME, IF INSTALLING A FABTECH STEERING BOX SKID PLATE DO SO ALSO AT THIS TIME.**
3. Locate the FT162 Washers, and provided hardware and install on topside of frame. Torque all hardware to 70 Ft Lbs.



4. Locate the Fabtech Skid Plate FT50329BK. Using the supplied  $\frac{5}{16}$ " x 1" bolts, flat washers, and split washer attach the skid plate to the bumper. You will want the flat washer against the skid plate. Torque to 30 Ft Lbs. SEE PHOTO IN NEXT COLUMN





Photo Shown With Optional Steering Box Skid Plate

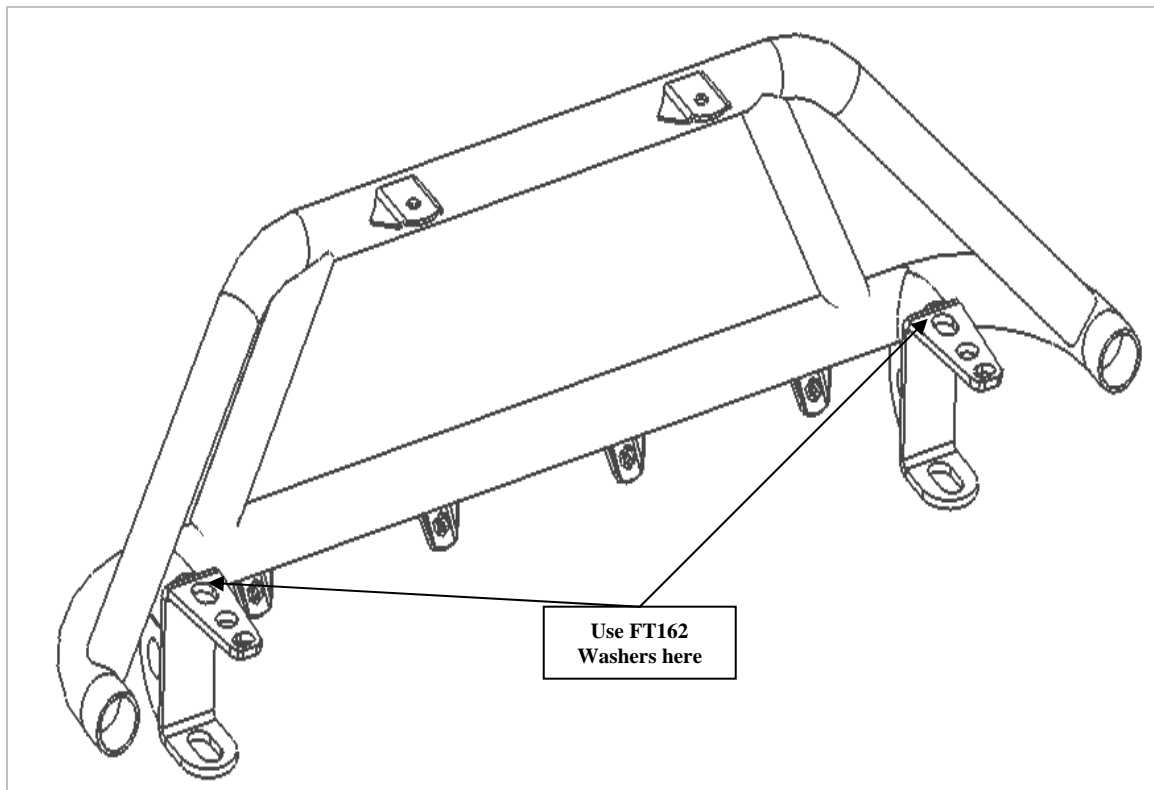
5. Vehicle's equipped with the factory plastic frame plate must be trimmed on the front right and left corners to clearance the new Fabtech bumper. SEE PHOTO BELOW.



6. Locate the Fabtech  $\frac{3}{4}$ " shackles supplied with the bumper. Attach one shackle to each end of the bumper. SEE PHOTO ON NEXT PAGE



7. Recheck all bolts for proper torque tightness before driving truck.



## Product Warranty and Warnings-

Fabtech provides a Limited Lifetime Warranty to the original retail purchaser who owns the vehicle, on which the product was originally installed, for defects in workmanship and materials.

The Limited Lifetime Warranty excludes the following Fabtech items; bushings, bump stops, ball joints, tie rod ends, limiting straps, cross shafts, heim joints. These parts are subject to wear and are not considered defective when worn. They are warranted for 60 days from the date of purchase for defects in workmanship.

Take apart shocks are considered a serviceable shock with a one year warranty on leakage only. Service seal kits are available separately for future maintenance. All other shocks are covered under our Limited Lifetime Warranty.

Fabtech does not warrant any product for finish, alterations, modifications and/or installation contrary to Fabtech's instructions. Alterations to the finish of the parts including but not limited to painting, powdercoating, plating and/or welding will void all warranties. Some finish damage may occur to parts during shipping which is considered normal and is not covered under warranty.

Fabtech products are not designed nor intended to be installed on vehicles used in race applications or for racing purposes or for similar activities. (A "RACE" is defined as any contest between two or more vehicles, or any contest of one or more vehicle against the clock, whether or not such contest is for a prize). This warranty does not include coverage for police or taxi vehicles, race vehicles, or vehicles used for government or commercial purposes. Also excluded from this warranty are sales outside of the United States of America.

Installation of most suspension products will raise the center of gravity of the vehicle and will cause the vehicle to handle differently than stock. It may increase the vehicle's susceptibility to a rollover, on road and off road, at all speeds. Extreme care should be taken to operate the vehicle safely at all times to prevent rollover or loss of control resulting in serious injury or death. Fabtech front end Desert Guards may impair the deployment or operation of vehicles equipped with supplemental restraining systems/air bag systems and should not be installed if the vehicle is equipped as so.

Fabtech makes every effort to ensure suspension product compatibility with all vehicles listed in the catalog, but due to unknown auto manufacturers production changes and/or inconsistencies by the auto manufacturer, Fabtech cannot be responsible for 100% compatibility, including the fitment of tire and wheel sizes listed. The Tire and Wheel sizes listed in Fabtech's catalog are only a guideline for street driving with noted fender trimming. Fabtech is not responsible for damages to the vehicle's body or tires.

Fabtech's obligation under this warranty is limited to the repair or replacement, at Fabtech option, of the defective product only. All costs of removal, installation or re-installation, freight charges, incidental or consequential damages are expressly excluded from this warranty. Fabtech is not responsible for damages and/or warranty of other vehicle parts related or non related to the installed Fabtech product. This warranty is expressly in lieu of all other warranties expressed or implied. This warranty shall not apply to any product that has been subject to accident, negligence, alteration, abuse or misuse as determined by Fabtech.

Fabtech suspension components must be installed as a complete system including shocks as shown in our current catalog. All warranties will become void if Fabtech parts are combined and/or substituted with other aftermarket suspension products. Combination and/or substitution of other aftermarket suspension parts may cause premature wear and/or product failure resulting in an accident causing injury or death. Fabtech does not warrant products not manufactured by Fabtech.

Installation of Fabtech product may void the vehicles factory warranty; it is the consumer's responsibility to check with their local vehicle's dealer for warranty disposition before the installation of the product.

It is the responsibility of the distributor and/or the retailer to review all warranties and warnings of Fabtech products with the consumer prior to purchase.

Fabtech reserves the right to supercede, discontinue, change the design, finish, part number and, or application of parts when deemed necessary without written notice. Fabtech is not responsible for misprints or typographical errors within the catalog or price sheet.